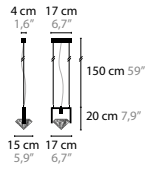


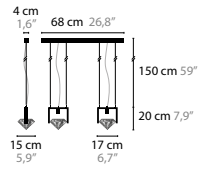
ELEMENTS OF LOVE

DESIGN BY COEN MUNSTERS

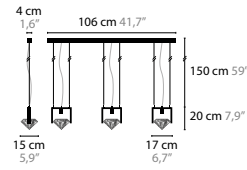
10511 H1



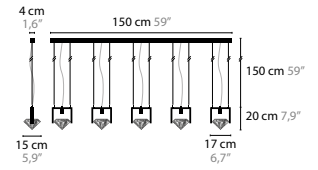
10515 H2



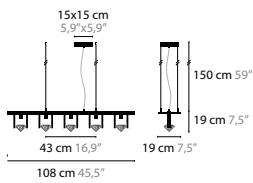
10519 H3



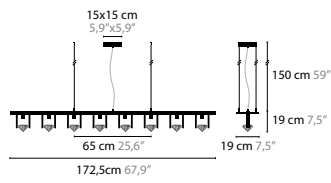
10525 H5



10531 H5L



10541 H8L



ELEMENTS OF LOVE H1 LED BASE: 1 X 4,2W / 2700K / 500LM

10511 EXCELLENT CRYSTAL ELEMENT COLOURS 00 01 02 05 10 12 13 14 16

ELEMENTS OF LOVE H2 LED BASE: 2 X 4,2W / 2700K / 1000LM

10515 EXCELLENT CRYSTAL ELEMENTS COLOURS 00 01 02 05 10 12 13 14 16

ELEMENTS OF LOVE H3 LED BASE: 3 X 4,2W / 2700K / 1500LM

10519 EXCELLENT CRYSTAL ELEMENTS COLOURS 00 01 02 05 10 12 13 14 16

ELEMENTS OF LOVE H5 LED BASE: 5 X 4,2W / 2700K / 2500LM










10525 EXCELLENT CRYSTAL ELEMENTS COLOURS 00 01 02 05 10 12 13 14 16

ELEMENTS OF LOVE H5L LED BASE: 5 X 4,2W / 2700K / 2500LM

10531 EXCELLENT CRYSTAL ELEMENTS COLOURS 00 01 02 05 10 12 13 14 16

ELEMENTS OF LOVE H8L LED BASE: 8 X 4,2W / 2700K / 4000LM

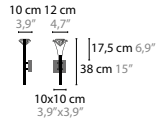
10541 EXCELLENT CRYSTAL ELEMENTS COLOURS 00 01 02 05 10 12 13 14 16

COLOURS		
		00 BRILLIANT BRASS
		01 SATIN BRASS
		02 CHROME
		05 BRONZE
		10 BLACK MATT
		12 BLACK GLOSSY
		13 WHITE GLOSSY
		14 WHITE MATT
		16 MATT NICKEL

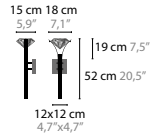
ELEMENTS OF LOVE

DESIGN BY COEN MUNSTERS

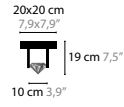
10551 W1



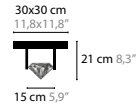
10555 W1 XL



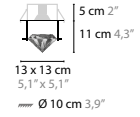
10580 C1



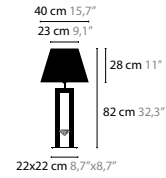
10584 C1 XL



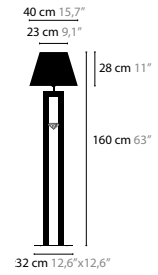
10590 S1



10560 T1



10570 F1



ELEMENTS OF LOVE W1 LED BASE: 1 X 4,2W / 2700K / 500LM

10551 EXCELLENT CRYSTAL ELEMENT COLOURS 00 01 02 05 10 12 13 14 16

ELEMENTS OF LOVE W1 XL LED BASE: 1 X 4,2W / 2700K / 500LM

10555 EXCELLENT CRYSTAL ELEMENT COLOURS 00 01 02 05 10 12 13 14 16

ELEMENTS OF LOVE C1 LED BASE: 1 X 6,4W / 2700K / 760LM

10580 EXCELLENT CRYSTAL ELEMENT COLOURS 00 01 02 05 10 12 13 14 16

ELEMENTS OF LOVE C1 XL LED BASE: 1 X 6,4W / 2700K / 760LM

10584 EXCELLENT CRYSTAL ELEMENT COLOURS 00 01 02 05 10 12 13 14 16

ELEMENTS OF LOVE S1 BASE: 1 X GU10 / 220V / MAX. 50W

10590 EXCELLENT CRYSTAL ELEMENT COLOURS 00 01 02

ELEMENTS OF LOVE T1 BASE: 1 X E27 / 220V / MAX. 60W INCL. REGULAR / DIMMER

10560 EXCELLENT CRYSTAL ELEMENT COLOURS 00 01 02 05 10 12 13 14 16 SHADE 301 310 320 377 391

ELEMENTS OF LOVE F1 BASE: 1 X E27 / 220V / MAX. 60W INCL. REGULAR / DIMMER

10570 EXCELLENT CRYSTAL ELEMENT COLOURS 00 01 02 05 10 12 13 14 16 SHADE 301 310 320 377 391

SHADE		
	301	WHITE
	310	CREME
	320	BLACK
	377	BROWN
	391	RED

COLOURS		
	00	BRILLIANT BRASS
	01	SATIN BRASS
	02	CHROME
	05	BRONZE
	10	BLACK MATT
	12	BLACK GLOSSY
	13	WHITE GLOSSY
	14	WHITE MATT
	16	MATT NICKEL