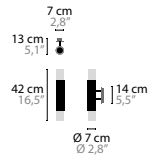


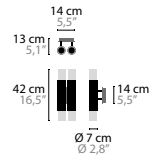
EMBRACE

DESIGN BY RENÉE PLOEGMAKERS

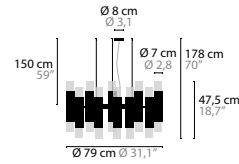
14700 / 14702 W1+1



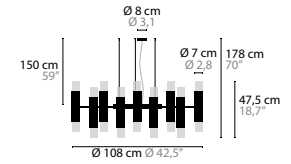
14705 / 14707 W2+2



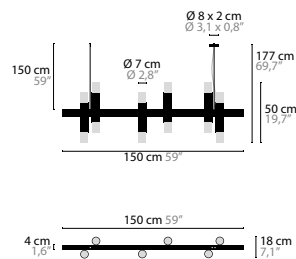
14710 / 14712 H10+10



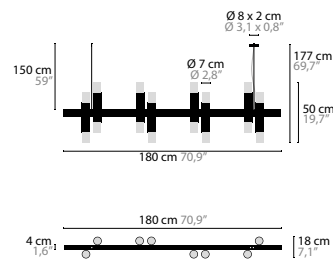
14715 / 14717 H16+16



14720 / 14722 H6+6



14725 / 14727 H8+8



EMBRACE W1+1

BASE: 2 X GU10 / 220V / MAX. 50W

| Model | Material | COLOURS |
|-------|------------------|----------------------|
| 14700 | CLEAR GLASS | 00 01 02 05 16 32 33 |
| 14701 | MATT WHITE GLASS | 00 01 02 05 16 32 33 |
| 14702 | FROSTED GLASS | 00 01 02 05 16 32 33 |

EMBRACE W2+2

BASE: 4 X GU10 / 220V / MAX. 50W

| Model | Material | COLOURS |
|-------|------------------|----------------------|
| 14705 | CLEAR GLASS | 00 01 02 05 16 32 33 |
| 14706 | MATT WHITE GLASS | 00 01 02 05 16 32 33 |
| 14707 | FROSTED GLASS | 00 01 02 05 16 32 33 |

EMBRACE H10+10

BASE: 20 X GU10 / 220V / MAX. 50W

| Model | Material | COLOURS |
|-------|------------------|----------------------|
| 14710 | CLEAR GLASS | 00 01 02 05 16 32 33 |
| 14711 | MATT WHITE GLASS | 00 01 02 05 16 32 33 |
| 14712 | FROSTED GLASS | 00 01 02 05 16 32 33 |

EMBRACE H16+16

BASE: 32 X GU10 / 220V / MAX. 50W

| Model | Material | COLOURS |
|-------|------------------|----------------------|
| 14715 | CLEAR GLASS | 00 01 02 05 16 32 33 |
| 14716 | MATT WHITE GLASS | 00 01 02 05 16 32 33 |
| 14717 | FROSTED GLASS | 00 01 02 05 16 32 33 |

EMBRACE H6+6

BASE: 12 X GU10 / 220V / MAX. 50W

| Model | Material | COLOURS |
|-------|------------------|----------------------|
| 14720 | CLEAR GLASS | 00 01 02 05 16 32 33 |
| 14721 | MATT WHITE GLASS | 00 01 02 05 16 32 33 |
| 14722 | FROSTED GLASS | 00 01 02 05 16 32 33 |

EMBRACE H8+8

BASE: 16 X GU10 / 220V / MAX. 50W

| Model | Material | COLOURS |
|-------|------------------|----------------------|
| 14725 | CLEAR GLASS | 00 01 02 05 16 32 33 |
| 14726 | MATT WHITE GLASS | 00 01 02 05 16 32 33 |
| 14727 | FROSTED GLASS | 00 01 02 05 16 32 33 |

COLOURS

| | |
|--|--------------------|
| | 00 BRILLIANT BRASS |
| | 01 SATIN BRASS |
| | 02 CHROME |
| | 05 BRONZE |
| | 16 MATT NICKEL |
| | 32 BLACK STRUCTURE |
| | 33 WHITE STRUCTURE |

OTHER COLOURS
ON REQUEST